



MLP 2.0 Update

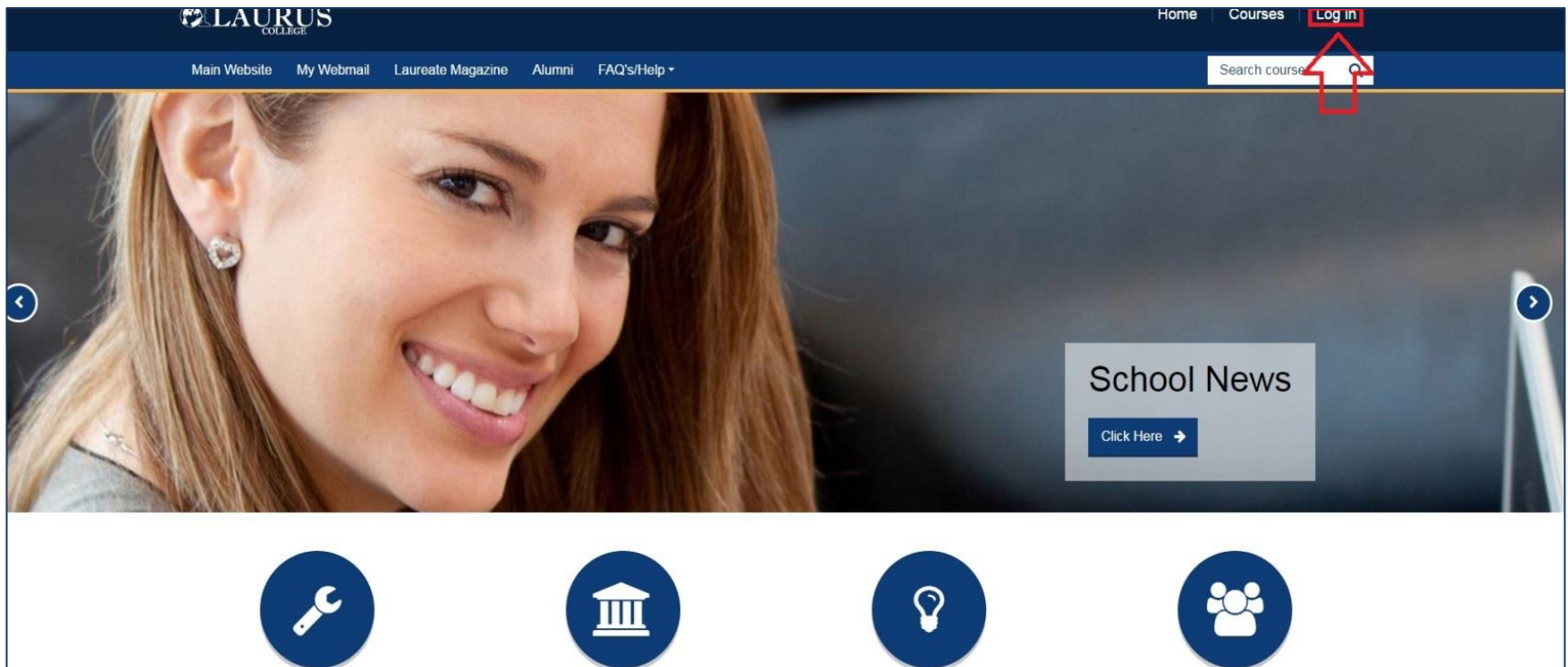
The moment we've been waiting for, MLP 2.0 is here!

This guide will cover the following:

- Accessing Class
- Navigating Features
- Informational Tips

How to Access MLP

- Open your favorite web browser, and type in: lauruscollege.edu/mylaurus
- Click the 'Login' button in the upper right hand corner.



Login with Your Username & Password



[Home](#) | [Courses](#) | [Log in](#)

[Main Website](#) | [My Webmail](#) | [Laureate Magazine](#) | [Alumni](#) | [FAQ's/Help](#) ▾

Search courses

Login into your account

Username



Password



[Forgotten your username or password?](#)

Remember username

Updated Homepage

You'll find an updated homepage on MLP. Some key features are:

- Access your student email by clicking 'My Webmail'
- View our Laureate Magazine, created specifically for students!
- Stay in contact even after you graduate with our 'Alumni' page!
- Explore information rich sections such as our Career Toolbox, Library Resources, Tutoring & Support, or be apart of one of our many Clubs and Activities!

Using the Homepage

- Click any white link along the top bar, or blue link below the title bubbles to access any of these helpful sections.

The screenshot displays the Laurus College homepage. At the top, a dark blue navigation bar contains several white links: "Main Website", "My Webmail", "Laureate Magazine", "Alumni", and "FAQ's/Help". The "FAQ's/Help" link is highlighted with a red box, and a dropdown menu is visible below it, listing "Technical Support", "Find Your Classroom", "Staff Directory", "Check for Updates", and "Campus Safety". To the right of the navigation bar is a search box labeled "Search courses" with a magnifying glass icon and a small "OT" label above it. Below the navigation bar is a large hero image of a smiling woman. On the right side of the hero image, there is a "School News" section with a "Click Here" button and a right-pointing arrow. Below the hero image are four service sections, each with a circular icon and a title: "CAREER TOOLBOX" (wrench icon), "LIBRARY RESOURCES" (classroom icon), "TUTORING & SUPPORT" (lightbulb icon), and "CLUBS & ACTIVITIES" (group of people icon). Each section contains a short paragraph of text and a blue link. The "CAREER TOOLBOX" link is "Get Started", "LIBRARY RESOURCES" is "Learn More", "TUTORING & SUPPORT" is "Contact Us", and "CLUBS & ACTIVITIES" is "List of Student Clubs". The "Get Started", "Learn More", and "List of Student Clubs" links are highlighted with red boxes.

[Main Website](#) [My Webmail](#) [Laureate Magazine](#) [Alumni](#) [FAQ's/Help](#) OT

Technical Support
Find Your Classroom
Staff Directory
Check for Updates
Campus Safety

School News
[Click Here](#)

CAREER TOOLBOX
The Laurus College Career Toolbox is the ULTIMATE resource available to Laurus College students and graduates looking for work. The Toolbox provides links to the latest Hot Jobs, upcoming Career Services Workshops, Industry events, and the Purple Briefcase Job Search platform. [Get Started](#)

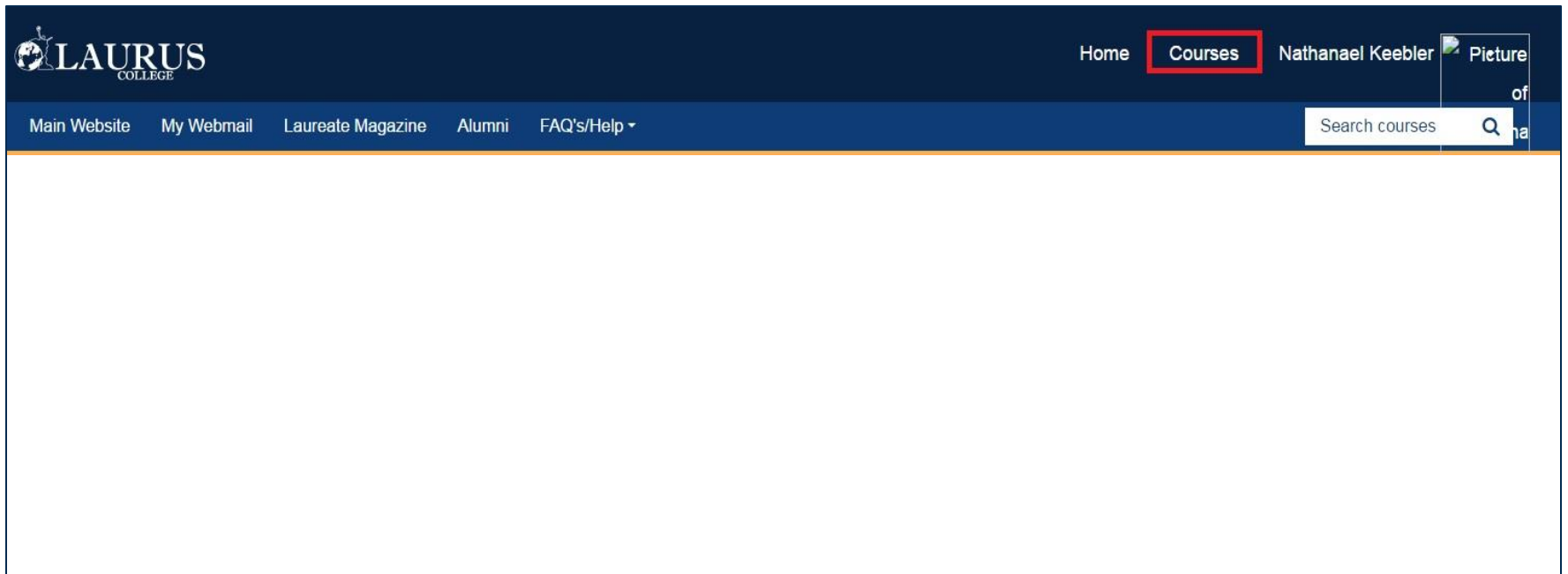
LIBRARY RESOURCES
Laurus College encourages students to use the many learning resources available to them, including their textbooks, classroom & campus reference materials, the ProQuest Research Library and the many FREE learning tools available online. [Learn More](#)

TUTORING & SUPPORT
Did you know that you have an entire student services team dedicated to helping you succeed? Whether you need assistance with your classwork or support with a personal challenge, your student advocate is here to help. [Contact Us](#)

CLUBS & ACTIVITIES
In an effort to enhance both personal and professional growth outside of the classroom, Laurus College offers students a variety of clubs and fun activities. Keep an eye out on the Site News and Upcoming Events sections of your MLP home page for more information. [List of Student Clubs](#)

Accessing Class

- Click the 'Courses' link in the upper right corner.



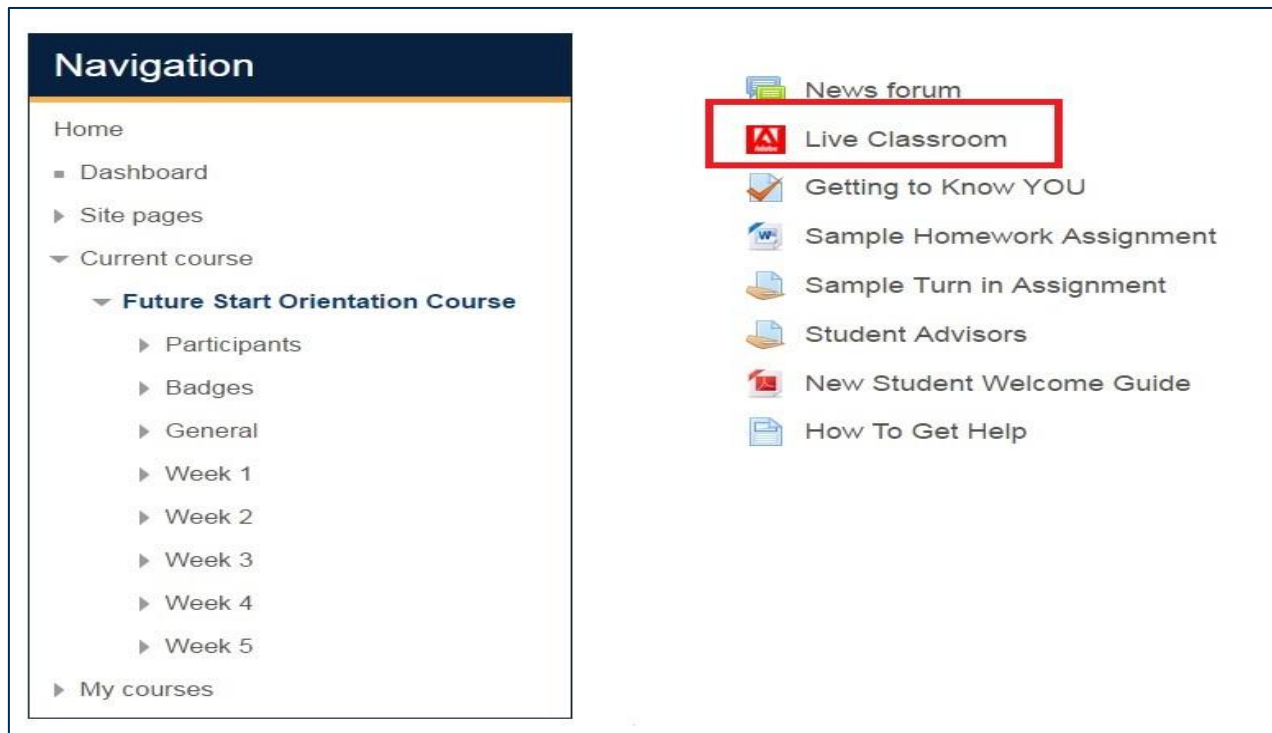
Accessing Class Continued

- Click 'My Courses' on the left side to view your class.

The screenshot displays the Laurus College website interface. At the top left is the Laurus College logo. The top navigation bar includes links for Home, Courses, and the user's name, Nathanael Keebler. Below this is a secondary navigation bar with links for Main Website, My Webmail, Laureate Magazine, Alumni, and FAQ's/Help. A search bar for courses is located in the top right. The main content area features a 'Navigation' sidebar on the left with a red box around the 'My courses' link, which has a sub-link for 'Future Start Orientation Course'. Below the sidebar is an 'Administration' section with a link for 'Site administration'. The main content area contains a search bar for courses and a list of course categories: 3D Animation, Computer Networking, Information Technology, Medical Billing, Professional Business Systems, Web Design, and Miscellaneous. A 'Collapse all' button is visible in the top right of the course list area.

Accessing Class Continued

- Click the 'Live Classroom' button. Homework is found to the left under 'Weeks.'



The image shows two screenshots from a course management system. The left screenshot displays a 'Navigation' menu with the following items: Home, Dashboard, Site pages, Current course (expanded to show 'Future Start Orientation Course' with sub-items: Participants, Badges, General, Week 1, Week 2, Week 3, Week 4, Week 5), and My courses. The right screenshot shows a list of course items: News forum, Live Classroom (highlighted with a red box), Getting to Know YOU, Sample Homework Assignment, Sample Turn in Assignment, Student Advisors, New Student Welcome Guide, and How To Get Help.

Choosing Class or Lab

- The top link holds Monday–Thursday class. The second link holds your Friday lab session. Recordings to each class will be found below these links.

Navigation

- Home
 - Dashboard
 - Site pages
 - Current course
 - Future Start Orientation Course
 - Participants
 - Badges
 - General

Live Classroom Meetings

Instructor/Admin Links: Edit Recordings - Live viewer records from Adobe Connect

- MONDAY-THURSDAY LIVE CLASSROOM
- FRIDAY LAB CLASSROOM

Lab Class Recording	Date Begin	Date End	Date Modified
Test Lab Recordings	09/29/2015 11:11	09/29/2015 11:12	09/29/2015 11:12

The list of class recordings is refreshed every 15 minutes.